

INSTALLATION INSTRUCTIONS FOR KIT #14-303 300ZX REAR CONTROL ARM BUSHINGS

- 1) THE REAR CONTROL ARM BUSHINGS ARE DESIGNED TO REPLACE THE RUBBER PORTION OF THE ORIGINAL BUSHING. THEREFORE THE ORIGINAL INNER METAL SLEEVES, BOLTS, NUTS AND WASHERS MUST BE REUSED.
- 2) REMOVE AND DISASSEMBLE CONTROL ARM BEING CAREFUL NOT TO DAMAGE ANY PARTS THAT ARE TO BE REUSED. REMOVAL OF THE ORIGINAL RUBBER BUSHING IS BEST ACCOMPLISHED BY PRESSING OUT THE BUSHING AND SLEEVE FROM THE ARM OR BY BURNING AWAY THE ORIGINAL RUBBER MATERIAL. PAY CAREFUL ATTENTION TO OTHER ADJOINING PARTS THAT COULD BE DAMAGED BY HEAT. CAUTION-THIS SHOULD BE DONE BY A QUALIFIED SPECIALIST AS IT IS EXTREMELY DANGEROUS.
- 3) REMOVE ALL OF THE ORIGINAL RUBBER BUSHING MATERIAL AND CLEAN CONTACT SURFACES. THIS CAN BE DONE BY WIRE BRUSHING, SAND-BLASTING OR SIMILAR PROCESS.
- 4) INSPECT & MEASURE THE OUTSIDE DIMENSION (O.D.) OF BOTH THE OUTBOARD & INBOARD FACTORY INNER STEEL SLEEVES. ON SOME CARS THE O.D. WILL BE THE SAME. ON OTHER CARS THE OUTBOARD FACTORY INNER STEEL SLEEVE WILL BE ABOUT .040" SMALLER O.D.. IF THE SLEEVES ARE TWO DIFFERENT SIZES USE THE BUSHING #'S AS SPECIFIED IN THE DIAGRAM BELOW. IF THE SLEEVES HAVE THE SAME O.D. THEN USE THE BUSHING #'S THAT ARE MARKED WITH AN ASTERISK (*) IN THE DIAGRAM BELOW. EITHER WAY YOU WILL END UP WITH FOUR EXTRA BUSHINGS THAT WILL NOT BE USED.
- 5) LIGHTLY GREASE I.D., O.D. AND FLANGE OF BUSHINGS AND O.D. OF SLEEVES. ALSO I.D. OF CONTROL ARM AND ALL SURFACES THAT BUSHING CONTACTS. USE SPECIAL SUPER GREASE™ INCLUDED IN KIT. IF MORE GREASE IS NEEDED, OBTAIN SUPER GREASE™ FROM YOUR DEALER (PART #19-1750). IT IS RECOMMENDED THAT YOU USE ONLY OUR SPECIAL SUPER GREASE™.
- 6) INSTALL NEW PROTHANE™ BUSHINGS AS DIAGRAM SHOWS.
- 7) REINSTALL THE CONTROL ARMS ONTO THE VEHICLE AS PER THE MANUFACTURER'S SHOP MANUAL.
- 8) AFTER DRIVING VEHICLE FOR APPROXIMATELY 50 MILES, RE-TORQUE BUSHING RETAINING NUTS AND OR BOLTS TO BE SURE THEY HAVE NOT LOOSENED DUE TO THE BUSHING SETTLING IN. REPEAT THIS PROCEDURE AFTER VEHICLE IS RACED OR DRIVEN IN ABUSIVE CONDITIONS.

PARTS LIST FOR KIT #14-303

PART#	DESCRIPTION	QTY
U-64297	REAR CONTROL ARM BUSHING	2
U-64298	REAR CONTROL ARM BUSHING	2
U-64299	REAR CONTROL ARM BUSHING	4
U-64300	REAR CONTROL ARM BUSHING	4
19-1750-001	SUPER GREASE™	3

PASSENGER SIDE(RIGHT)

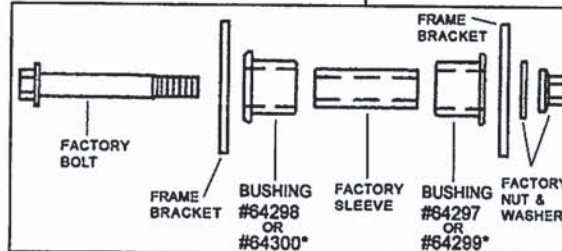
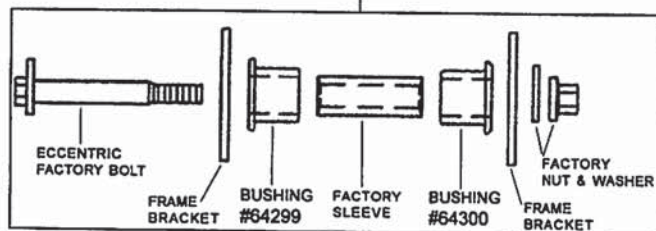
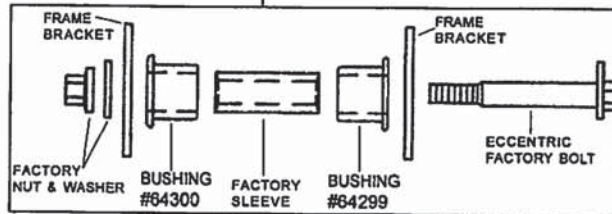
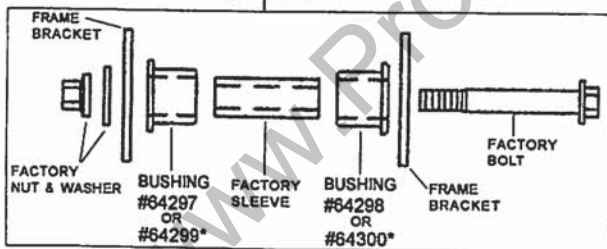
DRIVERS SIDE(LEFT)

300ZX REAR CONTROL ARMS

OUTBOARD SIDE

INBOARD SIDE

OUTBOARD SIDE



*USE IF ALL FACTORY INNER STEEL SLEEVES HAVE THE SAME OUTSIDE DIMENSION (O.D.). (SEE INSTRUCTIONS LINE # 4)