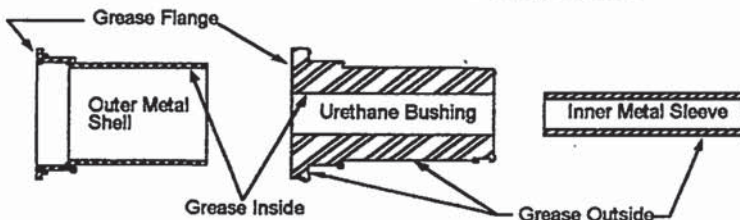


CONTROL ARM BUSHING INSTALLATION INSTRUCTIONS FOR KIT #6-216

1. CONTROL ARM BUSHINGS ARE DESIGNED TO REPLACE THE RUBBER PORTION OF THE ORIGINAL BUSHING (AND INNER SLEEVE WHEN SUPPLIED). THEREFORE THE ORIGINAL OUTER METAL SHELLS, WASHERS, SPACERS AND SPECIAL WASHERS AND SLEEVES THAT ARE USED WITH CAM BOLT TYPE BUSHINGS MUST BE REUSED. ALSO IF INNER METAL SLEEVE IS NOT INCLUDED IN KIT, THEN THE ORIGINAL INNER SLEEVE MUST BE REUSED.
2. DISASSEMBLE CONTROL ARM, BEING CAREFUL NOT TO DAMAGE ANY PARTS THAT ARE TO BE REUSED. REMOVAL OF THE ORIGINAL RUBBER BUSHING IS BEST ACCOMPLISHED BY BURNING AWAY THE ORIGINAL RUBBER. PAY CAREFUL ATTENTION TO OTHER ADJOINING PARTS THAT COULD BE DAMAGED BY HEAT. **CAUTION-THIS SHOULD BE DONE BY A QUALIFIED SPECIALIST AS IT IS EXTREMELY DANGEROUS.**
3. REMOVE ALL OF THE ORIGINAL RUBBER BUSHING MATERIAL AND CLEAN CONTACT SURFACES. THIS CAN BE DONE BY WIRE BRUSHING, SANDING OR SIMILAR PROCESS.
4. ASSEMBLE NEW URETHANE BUSHINGS. LIGHTLY GREASE BUSHINGS AS DIAGRAM INDICATES WITH SPECIAL TEFLON GREASE INCLUDED IN KIT. IF MORE GREASE IS NEEDED, OBTAIN TEFLON GREASE FROM YOUR DEALER (PART #19-1750). USE ONLY OUR SPECIAL TEFLON GREASE.
5. INSTALL NEW URETHANE BUSHINGS AND ALL NECESSARY WASHERS, SPACERS AND SLEEVES. AS SHOWN IN DIAGRAM BELOW. TORQUE TO FACTORY SPECIFICATIONS.
6. RE-ALIGN VEHICLE.
7. AFTER DRIVING VEHICLE FOR APPROXIMATELY 50 MILES, RE-TORQUE BUSHING RETAINING NUTS AND OR BOLTS TO BE SURE THEY HAVE NOT LOOSENED DUE TO THE BUSHINGS SETTLING IN. REPEAT THIS PROCEDURE AFTER VEHICLE IS RACED, DRIVEN OFFROAD OR DRIVEN IN ABUSIVE CONDITIONS.

CONTROL ARM BUSHING DIAGRAM

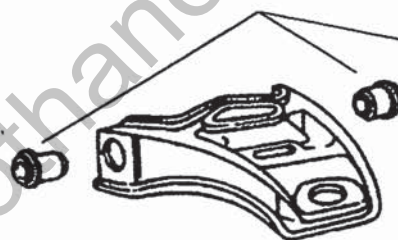
Grease All Contact Surfaces Between Bushing And Metal



PARTS LIST FOR KIT #6-216

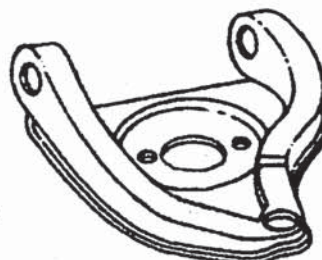
PART#	DESCRIPTION	QTY
U-64290	UPPER C-ARM BUSHING	4
U-64291	LOWER C-ARM BUSHING (FRONT)	2
U-64292	LOWER C-ARM BUSHING (REAR)	2
U-60543	UPPER COIL SPRING ISOLATOR	2
SLV-60877	13/16"OD x 3.200" STEEL SLEEVE (LWR., RR.)	2
SLV-60878	13/16"OD x 3.270" STEEL SLEEVE (LWR., FT.)	2
19-1750-001	SUPER GREASE	4

UPPER CONTROL ARM



UPPER BUSHINGS #64290
REUSE FACTORY SLEEVES AND WASHERS

FRONT OF VEHICLE



LOWER FRONT BUSHINGS #64291
USE 13/16"OD x 3.270" STEEL SLEEVE



LOWER REAR BUSHING #64292
USE 13/16"OD x 3.200" STEEL SLEEVE

LOWER CONTROL ARM